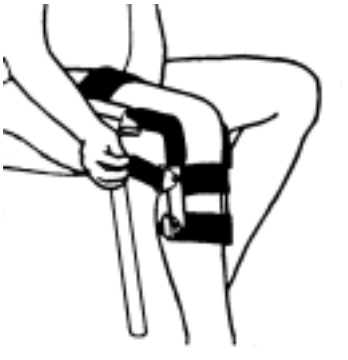
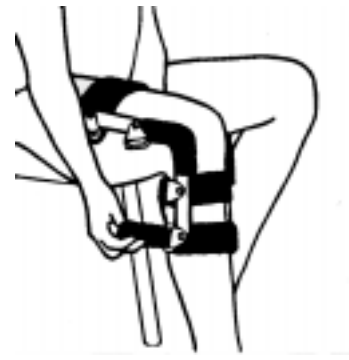



FITTING INSTRUCTIONS FOR VANTAGE QUANTUM BRACE




1. Apply the brace in a sitting position, knee flexed at 90 degrees. Align brace hinge to knee's flexion axis. Secure the upper calf strap over the head of the calf.




2. With the knee remaining at 90 degrees, secure the lower calf strap under the tail of the calf. Adjust the upper and lower straps to get a good front contour.




3. Set the thigh cuff against the quadriceps and secure the lower rear hamstring strap. The strap should be comfortably secured, evenly tightened from both ends of the strap.




4. Secure the rear thigh cuff support strap securely but comfortably. Upper medial and lateral sidebars may be bent slightly to accommodate varied contours.



5. The Quantum should fit trimly on the leg without uncomfortable pressure to the sides of the knee. If discomfort is experienced, the contours can and should be adjusted by bending the upper sidebars slightly.



6. The rear of the brace should be comfortable with the calf strap "wrapped" over and under the muscle. Cut the foam strap cushion pads if necessary.



Adjusting the Range-of-Motion hinge of the Quantum ACL:

1. Pull the hinge cover up over the hinge from the bottom.
2. Using the Allen wrench provided, loosen the control screws and place them in the desired control points.
3. Reposition hinge cover.

Care and Maintenance:

Proper care will extend the life of your brace. After exercise, always allow the brace to air dry. Clean the brace as needed, using a wet cloth and mild soap as necessary. Allow to air dry.

Hand-wash the support straps and allow to air dry. Never use hot air to dry any part of your brace. If the support straps pick up lint, use a fine-toothed comb to remove it.

Limited Warranty: Vantage warrants for a period of two (2) years from the date of application, that the Quantum will be free of defects in materials and workmanship under normal use and service. Your entire liability, and your sole remedy, shall be, at our option, the repair, replacement, or refund of an Quantum which is returned to us, postage prepaid, before the expiration of this Limited Warranty. Braces, or parts of braces, which have been subject to abuse, misuse, accident, alteration, neglect or unauthorized repair are not covered by this Limited Warranty. We shall make the final determination as to the existence and cause of any alleged defects.