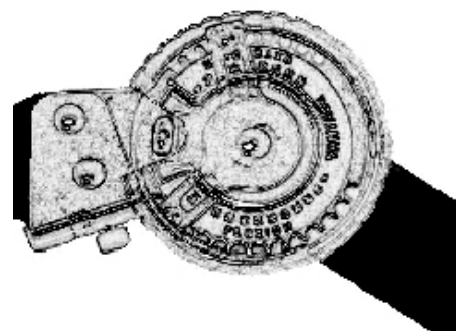
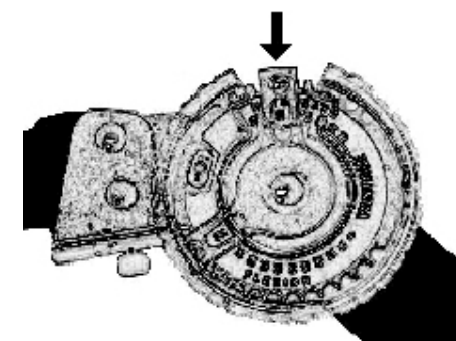
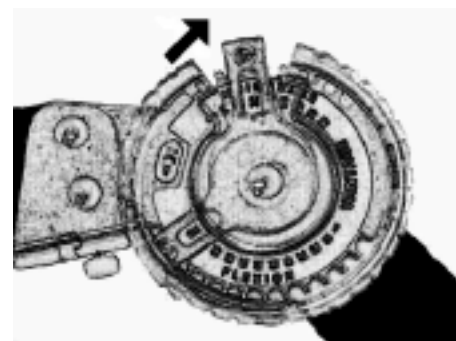
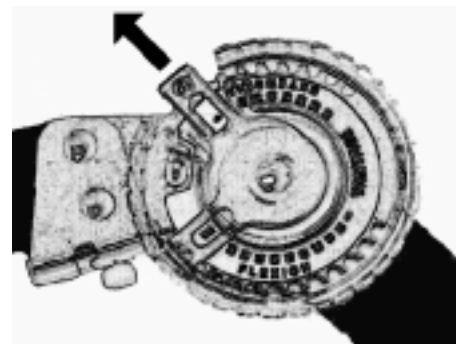


Operating Instructions For Vantage Post-Op Range-of-Motion Hinge

1. Rotate clear face cover to the desired flexion or extension control points.
2. Pull the control pin carriers straight away from the hinge.
3. Rotate the control pin carriers to the desired settings.
4. Reseat the control pin carriers in the desired setting points.
5. Rotate the clear face cover to reset it in it's original position.
6. Repeat this procedure on the opposite side of the brace.



Vantage Post-Op braces are intended for use only on the order of a health care professional. They are not intended for use beyond 120 days, are not reusable, and are intended for rehabilitative use only.