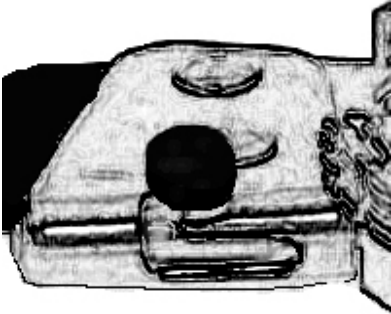
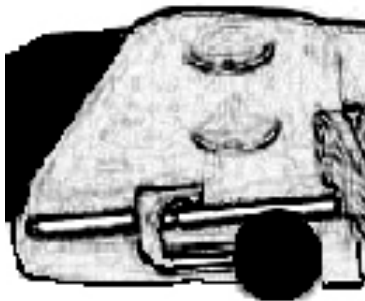

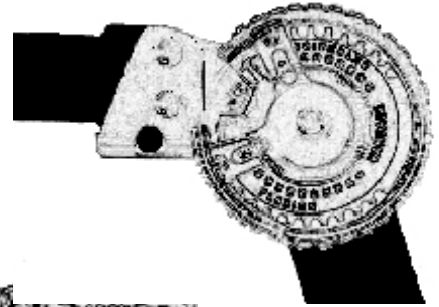



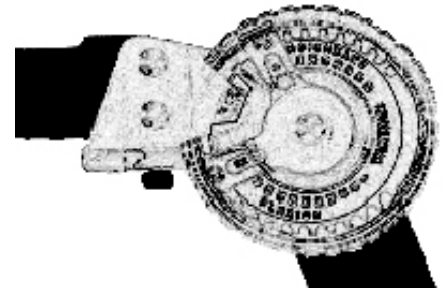
Instructions for the Vantage Ultima and Ultima DL Lock




1. When the red button is in this position the hinge will be able to utilize the range-of-motion settings.



2. To set the Ultima locking mechanism in it's self locking position, pull the red control button up and rotate around the the channel to it's locked position. The hinge does not need to be in full extension to be set. **THE EXTENSION SETTING MUST BE AT "0" FOR THE HINGE TO LOCK.**



3. The Ultima will self-lock when the hinge hits full extension.
4. To unlock the Ultima and DL, reverse these directions.



Vantage Post-Op braces are intended for use only on the order of a health care professional. They are not intended for use beyond 120 days, are not reusable, and are intended for rehabilitative use only.